

Instructions for your bunting

- Print all the twelve pages on paper or card that follow on from these instructions.



- You'll need your needle and string for this! Carefully thread your needle and string through the marked X on each of the graphics. Please watch those newly graduated fingers!



- Once you've threaded your string through all the graphics it's now ready to be used!
Take a photo or video and tag **#UHIGrad** on your social media posts or email us: socialmedia@uhi.ac.uk



x

x

2





x

x


2



x


x

3




x

x












x

x


r



x

x

a



x

x

od

